

## Human Machine Interface with 7" TFT Display



### Features

- Aluminum Housing and Brand-new Color & Design
- 7" 800x480 TFT LCD
- Fan-less Cooling System
- Built-in 256MB Flash Memory and RTC
- NEMA4/IP66 Compliant Front Panel
- One USB Host and One USB Client Port
- SD Card Slot supports SD and SDHC cards
- Power Isolator Inside
- CAN Bus Device Supported
- Com1 / Com3 RS485 & CAN Bus Built-in Isolation
- Support Windows CE 6.0

<b>Display</b>	Display	7" TFT
	Resolution	800x480
	Brightness (cd/m <sup>2</sup> )	500
	Contrast Ratio	500:1
	Backlight Type	LED
	Backlight Life Time	30,000 hr.
	Colors	16.7M
<b>Touch Panel</b>	Type	4-wire Resistive Type
	Accuracy	Active Area Length(X)±2%, Width(Y)±2%
<b>Memory</b>	Storage(MB)	256
	RAM (MB)	256
<b>Processor</b>		32Bit RISC CPU 600MHz
<b>I/O Port</b>	SD Card Slot	SD/SDHC
	USB Host	USB 2.0 x 1
	USB Client	USB 2.0 x 1
	Ethernet	10/100 Base-T
	COM Port	COM1 (RS-232/RS-485 2W/4W), COM3(RS-232/RS-485 2W)
	CAN Bus	Yes
	Audio	Audio Line Out – 3.5 mm jack x 1
<b>RTC</b>		Built-in
<b>Power</b>	Input Power	24±20%VDC
	Power Consumption	400m A@24V
	Power Isolation	Built In
	Voltage Resistance	500VAC (1 min)
	Isolation Resistance	Exceed 50MΩ at 500VDC
	Vibration Endurance	10 to 25Hz(X,Y,Z direction 2G 30 minutes)
<b>Specification</b>	Enclosure	Aluminum
	Dimensions WxHxD	200 x 146 x 42.5mm
	Panel Cutout (mm)	192 x 138mm
	Weight (kg)	Approx. 0.9 kg
<b>Environment</b>	Protection Structure	IP66 front panel (O ring seal)
	Storage Temperature	-20° ~ 70°C (-4° ~ 158°F)
	Operating Temperature	-20° ~ 50°C (-4° ~ 122°F)
	Relative Humidity	10% ~ 90% RH (non-condensing)
<b>CE</b>		EN55022 : 2006+A1 : 2007 EN61000-3-2 : 2006+A2: 2009 EN61000-3-3 : 2008 EN55024 : 1998 + A1: 2001+A2 : 2003
<b>UL</b>		UL508 Type 1, NEMA 4
<b>Software</b>		Windows CE 6.0



**Top View**

### Ordering Information

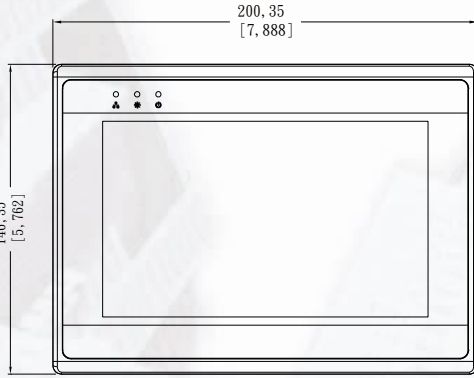
□ **eMT607A:** 7" TFT LCD HMI, 256MB flash memory/ 256MB RAM on board

□ **FLZ485000**  
Multi-Connector cable  
Com1[485]/Com3[485]/CAN Bus

□ **FLZ232000**  
Multi-Connector cable  
Com1[232]/Com3[232]



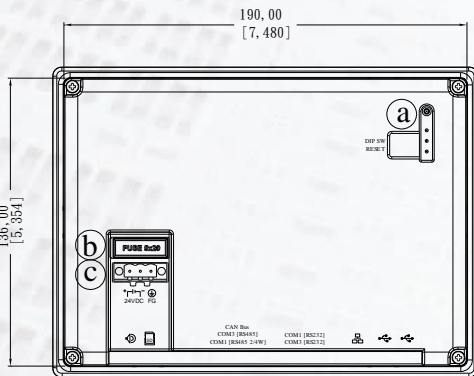
**Side View**




**Front View**



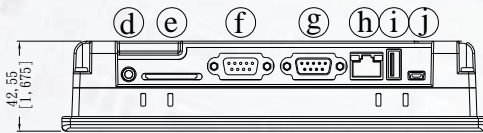
**Side View**



**Rear View**



**Cutout Dimensions**



**Bottom View**

<b>a</b>	<b>DIP SW &amp; Reset Button</b>	<b>f</b>	<b>Com1 RS485, Com3 RS485, CAN Bus</b>
<b>b</b>	<b>Fuse</b>	<b>g</b>	<b>Com1 RS232, Com3 RS232</b>
<b>c</b>	<b>Power Connector</b>	<b>h</b>	<b>Ethernet Port</b>
<b>d</b>	<b>Line Out</b>	<b>i</b>	<b>USB Host Port</b>
<b>e</b>	<b>SD Card Slot</b>	<b>j</b>	<b>USB Client Port</b>