



Feature

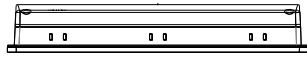
- 10.1" 1024 x 600 TFT LCD, LED Backlight
- Built-in 4GB Flash Memory and RTC
- Fan-less Cooling System
- COM2 / COM3 RS-485 2W supports MPI 187.5K, please use one at a time.
- PCB coating process ensures high reliability to resist from corrosion in harsh environment.
- Built-in Power Isolation
- NEMA4 / IP66 Compliant Front Panel
- Compatible with M02 WiFi Expansion Module that supports wireless communication.

Display	Display	10.1" TFT
	Resolution	1024 x 600
	Brightness (cd/m ²)	350
	Contrast Ratio	500:1
	Backlight Type	LED
	Backlight Life Time	>50,000 hrs.
	Colors	16.7M
	LCD Viewing Angle (T/B/L/R)	70/70/80/80
	Pixel Pitch (mm)	0.2175 (H) x 0.2088 (V)
Touch Panel	Type	4-wire Resistive Type
	Accuracy	Active Area Length(X)±2%, Width(Y)±2%
Memory	Flash	4 GB
	RAM	1 GB
Processor		Quad-core RISC
I/O Port	SD Card Slot	N/A
	USB Host	USB 2.0 x 1
	USB Client	N/A
	Ethernet	10/100 Base-T x 1
	WiFi	M02 WiFi Expansion Module (Optional)
	COM Port	Con.A:COM2 RS-485 2W/4W,COM3 RS-485 2W Con.B: COM1 RS-232 4W, COM3 RS-232 2W*
	RS-485 Dual Isolation	N/A
	CAN Bus	N/A
Audio Output	N/A	
RTC		Built-in
Power	Input Power	24±20%VDC
	Power Isolation	Built-in
	Power Consumption	720mA@24VDC
	Voltage Resistance	500VAC (1 min.)
	Isolation Resistance	Exceed 50MΩ at 500VDC
Specification	PCB Coating	Yes
	Enclosure	Plastic
	Dimensions WxHxD	271 x 213 x 38 mm
	Panel Cutout	260 x 202 mm
	Weight	Approx. 1.2 kg
	Mount	Panel mount, VESA mount 75 x 75 mm
Environment	Protection Structure	NEMA4 / IP66 Compliant Front Panel
	Storage Temperature	-20° ~ 60°C (-4° ~ 140°F)
	Operating Temperature	0° ~ 50°C (32° ~ 122°F)
	Relative Humidity	10% ~ 90% (non-condensing)
	Vibration Endurance	10 to 25Hz (X, Y, Z direction 2G 30 minutes)
Certificate	CE	CE marked
Software	EasyBuilder Pro	V6.06.01 or later versions*
	Weincloud	EasyAccess 2.0 (Optional), Dashboard (Optional)

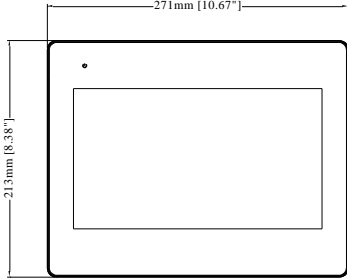
*Only Tx & Rx (no RTS/CTS) may be used for COM1 RS-232 when COM3 RS-232 is also used.

*The minimum software requirement for MPI: EasyBuilder Pro V6.07.02.

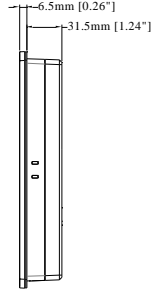
Dimensions



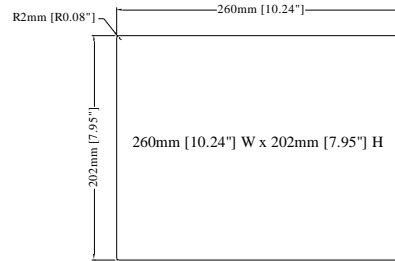
Top View



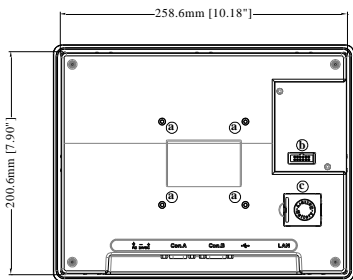
Front View



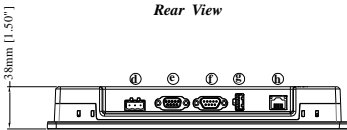
Side View



Cutout Dimensions



Rear View



Bottom View

a.	VESA 75 mm Screw Holes
b.	Expansion Module Connector
c.	Battery
d.	Power Connector
e.	Con.A: COM2 RS-485 2W/4W, COM3 RS-485 2W
f.	Con.B: COM1 RS-232 4W, COM3 RS-232 2W
g.	USB Host Port
h.	LAN

Ordering Information

- cMT1106X:**
10.1" 1024 x 600 TFT LCD HMI, Built-in 4GB flash memory / 1GB DDR3 RAM on board
 - RZUSK7010 (included in package)**
USB Clamp & Tying Strap
- Optional:
- M02:** WiFi Expansion Module
 - RZACEA020:** EasyAccess 2.0 Activation Card

Pin Assignment:

Con.B: COM1 / COM3 [RS232], 9 Pin, Male, D-sub

PIN#	COM1 [RS232] 4W	COM3 [RS232] 2W
1		
2	RxD	
3	TxD	
4		
5	GND	
6		
7	RTS	TxD
8	CTS	RxD
9	GND	

Con.A: COM2 / COM3 [RS485], 9 Pin, Female, D-sub

PIN#	COM2 [RS485]		COM3 [RS485] 2W
	2W	4W	
1	Data-	Rx-	
2	Data+	Rx+	
3		Tx-	
4		Tx+	
5	GND		
6			Data-
7			
8			
9			Data+