

# CHONG HUI Controlwell MD Series

Supported Series: ControlWell MC3U-32T-A

## HMI Setting:

Parameters	Recommended	Options	Notes
PLC type	CHONG HUI Controlwell MD Series		
PLC I/F	RS232	RS232/RS485/Ethernet	
Baud rate	19200	9600 ~ 57600	
Data bits	8	7, 8	
Parity	Even	Even, Odd, None	
Stop bits	1	1, 2	
PLC sta. no.	1	1-255	Must match PLC port setting.
Port no.	5000		Ethernet only.

## Device Address:

Bit/Word	Device type	Format	Range	Memo
B	M	DDDDD	0 ~ 79999	
B	X	OOOOo	0 ~ 25707	
B	Y	OOOOo	0 ~ 25707	
B	S	DDDD	0 ~ 7999	
B	SM	DDDD	0 ~ 7999	
B	T	DDDD	0 ~ 7999	
B	C	DDDD	0 ~ 7999	
B	HT	DD	0 ~ 39	
B	HC	DD	0 ~ 39	
B	D	DDDDD	0 ~ 79999	
B	AI	DDDD	0 ~ 2199	
W	AQ	DDDD	0 ~ 2199	
W	SD	DDDD	0 ~ 4999	
W	TD	DDDD	0 ~ 7999	
W	CD	DDDD	0 ~ 7999	
W	HTD	DD	0 ~ 39	
W	HCD	DD	0 ~ 39	
W	FD	DDDD	0 ~ 9999	
W	FDD	DDDD	0 ~ 4999	


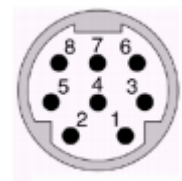
## Wiring Diagram:

### Diagram 1

#### RS-232 (PLC COM1: RS-232 8P Mini-DIN)

The serial port pin assignments may vary between HMI models, please click the following link for more information.


**The following is the view from the soldering point of a connector.**



### Diagram 2

#### RS-485 2W (PLC COM3: RS-485 2W Terminal)

The serial port pin assignments may vary between HMI models, please click the following link for more information.



### Diagram 3

Ethernet cable:

