

HCFA R Series

Supported Series: HCFA R Series

Website: <https://www.hcfa.cn/>

HMI Setting:

Parameters	Recommended	Options	Notes
PLC type	HCFA R Series		
PLC I/F	RS485 2W	RS232 / RS-485 4W	
Baud rate	9600 ~ 115200		
Data bits	8		
Parity	None		
Stop bits	1		
PLC sta. no.	1	1 ~ 247	

Device Address:

Bit/Word	Device type	Format	Range	Memo
B	X	OOO	0 ~ 377	
B	Y	OOO	0 ~ 377	
B	M	DDDDD	0 ~ 10239	
B	F	DDDDD	0 ~ 10239	
B	S	DDDDD	0 ~ 10239	
B	L	DDDDD	0 ~ 10239	
B	SM	DDDDD	0 ~ 10239	
B	TC	DDDDD	0 ~ 10239	
B	TS	DDDDD	0 ~ 10239	
B	STC	DDDDD	0 ~ 10239	
B	STS	DDDDD	0 ~ 10239	
B	CC	DDDDD	0 ~ 10239	
B	CS	DDDDD	0 ~ 10239	
B	LCC	DDDDD	0 ~ 10239	
B	LCS	DDDDD	0 ~ 10239	
W	TV	DDDDD	0 ~ 10239	
W	STV	DDDDD	0 ~ 10239	
W	CV	DDDDD	0 ~ 10239	
W	D	DDDDD	0 ~ 10239	

Bit/Word	Device type	Format	Range	Memo
W	R	DDDDD	0 ~ 10239	
W	SD	DDDDD	0 ~ 16383	
DW	LCV	DDDDD	0 ~ 10239	

Wiring Diagram:

Diagram 1

RS-485 2W

The serial port pin assignments may vary between HMI models, please click the following link for more information.




Diagram 2

RS-232

The serial port pin assignments may vary between HMI models, please click the following link for more information.

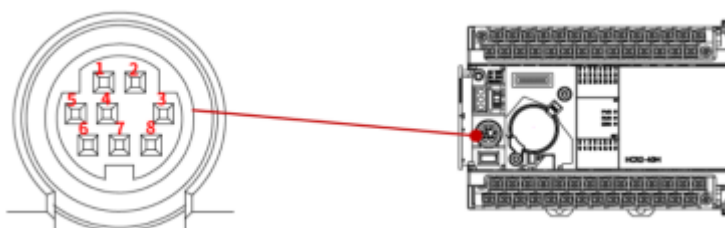



Diagram 3**RS-485 4W**

The serial port pin assignments may vary between HMI models, please click the following link for more information.

HMI		PLC
Link		RS422 Port 8P Mini-Din Male
Rx-	←→	4
RX+	←→	7
Tx-	←→	1
Tx+	←→	2
GND	←→	5

